



felton
design & build

Felton Design & Build Brochure
Printed April 2009

Note: Products may differ slightly from literature and illustrations.
Feltonmix reserves the right to incorporate product improvements without prior notice.

Design & Build

The FX Architectural built-to-order range has been developed by Felton as an alternative to mass manufactured items. More than just products, it is an exclusive design and build service created for architects, designers and homeowners looking to create unique living spaces and an extraordinary showering experience.

Since its launch at the Frankfurt ISH Fair in 2005, FX Architectural products have been specified by architects and designers for a number of NZ, Australia and Pacific Island projects. Designed and made in New Zealand, the range includes walk-in shower spaces, towel warmers, freestanding shower towers, wall mounted shower units, bath spouts and more.

FX Architectural products can be altered in size and configuration of fittings to suit your requirements. All products within this collection are formed of tough, enduring stainless steel. Marine grade stainless steel is used for FX Architectural shower towers to ensure corrosion resistance for outdoor use by the pool or beach.

Don't be limited by the models featured in this brochure – these are intended for your inspiration only – the range offers an opportunity for you to create one-of-a-kind, unique designs, even in single quantities.

Call us on +61 0 433 704 828 (Australia) +64 9 528 0810 (New Zealand & International) or to talk about your specific requirements.

The Felton design team look forward to working with you on your next project.





Private residence, Takapuna

'An outdoor shower is a necessity for sandy feet, muddy dogs and to rinse off for the pool. The FX Architectural shower tower meets all these needs and the strong architectural lines match our new home perfectly. Friends are amazed to see such fabulous design tucked around the back of the house. We love it!'

– Homeowner





Designer's residence, Waiheke Island

'Having just built a truly out of the ordinary home incorporating extreme finishes galore, I searched for bathroom fittings that would contrast the roughness of the staggered block wall construction. I explored various imported options but found Felton extremely helpful and accommodating in customising a unit to suit the circumstance. The shower tower is sophisticated and smart while being dead practical and a joy to use.'

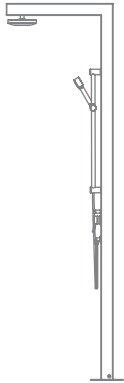
– Neil McLachlan, Interior Designer

FX1 Overhead Shower Tower

Free standing towers with overhead fittings. Marine grade stainless steel for indoor or outdoor use by the pool or beach.

Product Options

- With rain head and slide shower
- 2.2m or 2.3m high
- Brushed or bright polished finish



- With rain head and body jets
- 2.2m or 2.3m high
- Brushed or bright polished finish



FX2 Basic Shower Tower

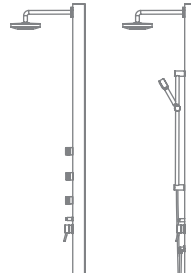
Free standing straight, basic towers. Marine grade stainless steel for indoor or outdoor use by the pool or beach.

Product Options

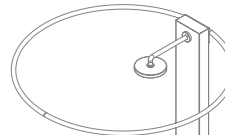
- With fixed rose and body jets
- 2m or 2.3m high
- Brushed or bright polished finish



- With rain head and body jets or rain head and slide shower, 2m or 2.3m high
- Brushed or bright polished finish



- 'Halo' tower, available with or without shower curtain
- Brushed or bright polished finish



FX3 Wall Mounted Shower Unit

Recessed or front of wall. Stainless steel.

Product Concepts

- Front of wall, with rounded corners
- Brushed or bright polished finish



- Front of wall, with square corners
- Brushed or bright polished finish



- Recessed
- Brushed or bright polished finish

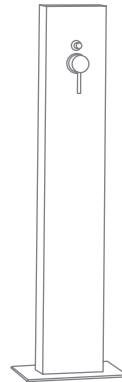


FX4 Mixer Pedestal

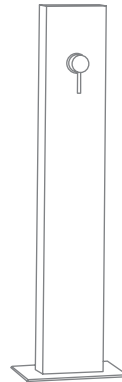
Allows floor plumbing where walls not available or desired. Stainless steel.

Product Concepts

- With shower/bath 2 way diverter mixer
- Brushed or bright polished finish



- With standard shower mixer
- Brushed or bright polished finish

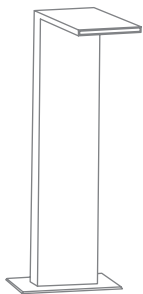


FX5 Bath Spout

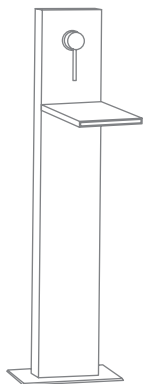
Floor mounted bath spouts, with or without mixers.
Stainless steel.

Product Concepts

- Bath spout
- Brushed or bright polished finish
- Specify height and spout length



- Bath mixer
- Brushed or bright polished finish
- Specify height and spout length



FX6 Bath Filler/Shower Combo

Floor or wall mounted, combining bath spout and shower.
Stainless steel.

Product Concepts

- Floor mounted overhead tower with rain head and bath spout
- Brushed or bright polished finish



- Wall mounted 'curvy' shower unit with fixed rose and bath spout
- Brushed or bright polished finish



- Floor mounted basic tower with fixed rose and bath spout
- Brushed or bright polished finish



- Wall mounted basic shower unit with fixed rose and bath spout
- Brushed or bright polished finish

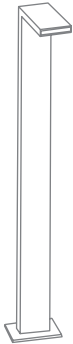


FX7 Basin Filler

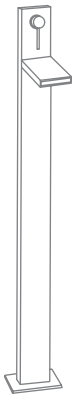
Floor mounted, with or without mixers. Stainless steel.

Product Concepts

- Basin spout
- Brushed or bright polished finish
- Specify height and spout length

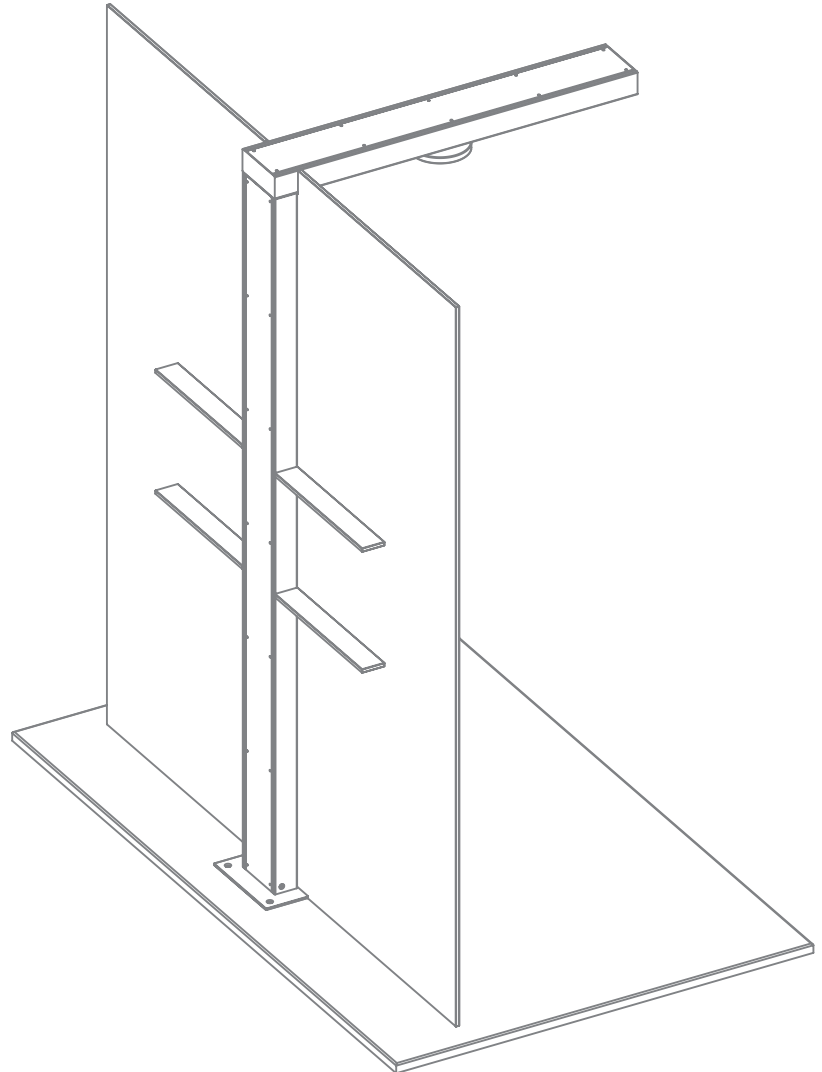


- Basin mixer
- Brushed or bright polished finish
- Specify height and spout length



FX8 ShowerSpace™

Ideal for creating a spacious, open feel in tiled bathrooms, the ShowerSpace™ is a walk-in shower integrating a shower tower with your choice of fittings, soft ambience downlights and 12mm tempered safety glass panels. Shelves optional extra.



Note: FX Architectural products are custom made, typically allow 6 weeks lead time.



Private residence, Bucklands Beach

Beachfront property featuring a large FX8 ShowerSpace™ walk-in shower, and FX9 Tree™ towel warmer. This model of ShowerSpace™ features a shower tower in brushed stainless steel with a 2 metre wide glass panel.



ShowerSpace™ Details

As shown on the right: Safety extra low voltage LED downlights, rain head, body jets and diverter mixer. Diverter mixer allows user to switch between rain head and body jets.

All fittings are pre-plumbed into the ShowerSpace™.



FX9 Tree™ Towel Warmer

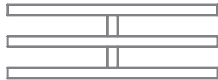
12 volt, safety extra low voltage – safe for wet areas. Fixing to the wall is concealed within a central trunk, so there is no requirement for wall studs to be especially spaced. Stainless steel, available in brushed or bright polished (chrome-like) finish.

Product Options

- 1 bar (21 watts +/- 5%)
- Can be used as a single bar
- Or stacked to create multiple bars (see image on right hand page)
- Brushed or bright polished finish
- 1000mm W x 50mm H x 80mm D




- 3 bar (63 watts +/- 5%)
- Brushed or bright polished finish
- 1000mm W x 352mm H x 100mm D




Product Options

- 6 bar (126 watts +/- 5%)
- Brushed or bright polished finish
- 1000mm W x 805mm H x 100mm D



- 9 bar (189 watts +/- 5%)
- Brushed or bright polished finish
- 1000mm W x 1257mm H x 100mm D



Note: Standard option Tree™ towel warmers usually in stock, please ring 0800 743 358 to confirm.







Tree™ Towel Warmers

The sculptural yet functional Tree™ provides ample space for a supply of warm, fluffy towels on either side of its branches. Unlike most other towel rails which require users to lift the towel over the rail and lower it in place, the Tree™ allows users to slip towels in on either side in an easier sideways movement.

Its 12V, extra safety low voltage feature means that it is safe even for wet areas, and eliminates restrictions on where it can be placed. Another feature is its 'cool-touch' quality – the combination of large surface areas and heavy gauge stainless steel means that the branches of the Tree™ only heat up when towels are placed over it, reducing the risk of scalding.

The elements for the Tree™ have been engineered with minimal wattage yet maximum drying effect, ensuring energy conservation.

Complementary Products



Heelguard Grating

Heelguard is Australia's leading manufacturer of architectural drainage systems, who also represent Felton in Australia.

Heelguard stainless steel products are made from 100% Australian manufactured wedge wire grating. This unique wire creates a grid form with a relief space larger than the head width, resulting in a non-clogging grate with a 5mm aperture. Its clean, linear aesthetic adapts to a wide variety of indoor and outdoor applications. Heelguard grating is also ideal for public spaces because it is slip resistant and reduces trip hazards it cannot be penetrated by high heel shoes.

Platinum Series - custom drainage solutions

Perfect for architects and home designers alike, the Platinum Series of drainage systems provide a custom solution for all drainage applications where excellence and aesthetics are paramount - inside and out. Heelguard's flexible manufacturing process can accommodate most custom design requirements to suit conditions, functions or forms.

To find out more about the Platinum custom product series, ring +64 9 528 0810 (New Zealand) or +61 0 433 704 828 (Australia).

Diamond Series® - standard size modular components

The Diamond Series® from Heelguard is a revolutionary drain system designed for easy specification and fast, trouble free installations. Heelguard Seamless Technology™ allows the components to simply 'snap' together in lineal lengths or change of direction sections.

The choice of 3 widths and 4 depths cover all new construction and renovation applications. These widths and depths offer a variety of intake capacity and with the flexibility of singular or multiple outlet positions can cater for all discharge requirements.

The **Heelguard Bathroom Accessories** range offer a selection of shower grates, tile insert trays, troughs, and point drains for bathroom applications.




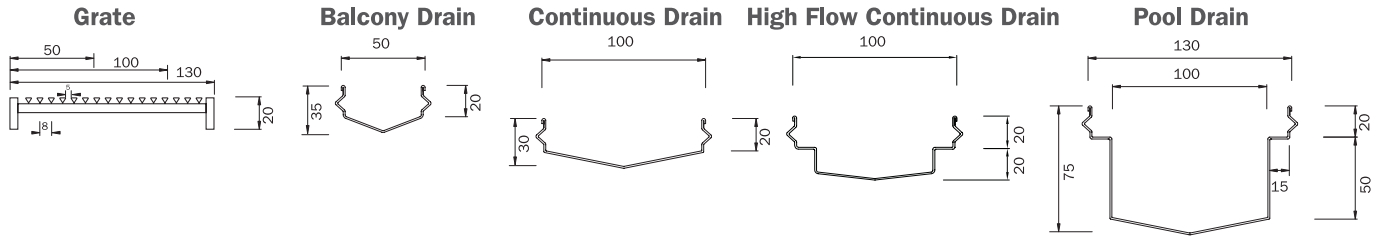
Heelguard

Diamond Series®


with Seamless Technology™

Heelguard **Diamond Series®**


Standard size, modular components available in 3 widths and 4 depths to suit a variety of intake capacity. Flexibility of singular or multiple outlet positions to cater for all discharge requirements. For products outside of these sizes, ring us on +64 9 528 0810 (NZ) to enquire about custom solutions.



End plate, Straight Channel & Joiner




Vertical Outlet




90° Corner Unit



Diamond Series Tray Profile



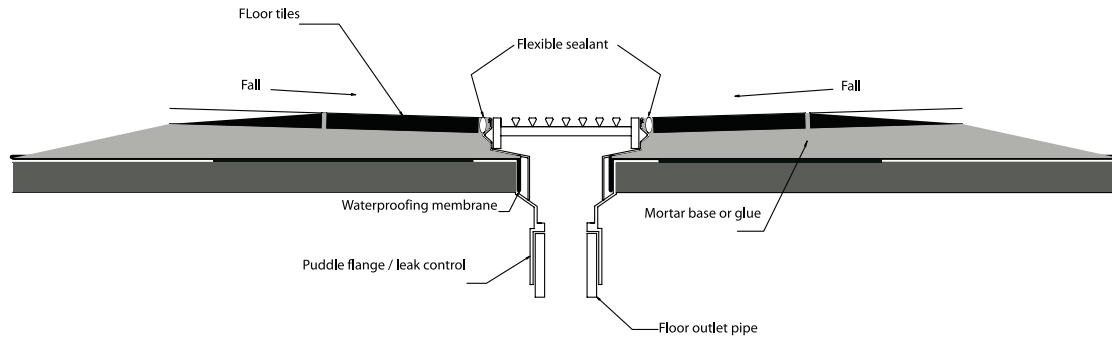
Heelguard Wedge Wire Grate



We are able to assist with council requirements - for more information ring: +64 9 528 0810 (NZ)

Left, from top to bottom:
Vertical outlet, 90° corner, Continuous Drain, Balcony Drain and Pool Drain

Typical installation for Diamond Series Stainless Steel



Heelguard **Bathroom Accessories**

A selection of shower grates, tile insert trays, troughs, and point drains for bathroom applications.



Shower Grates & Trough
22mm deep, with 43ø & 76ø central outlets

75mm wide grate
900mm, 1000mm, 12000mm long

100mm wide grate
900mm, 1000mm, 12000mm long



Tile Insert Tray & Trough
40mm deep, with 43ø & 76ø central outlets

100mm wide trough
600mm, 900mm long



Point Drains

Grate & trough
22mm deep with 76ø central outlets
100mm, 130mm square

Tile tray & trough
22mm & 30mm deep
130mm square

Felton Complementary Accessories



The traditional way of installing slide showers and accessories onto ceramic tile walls involves the slow, time-consuming process of drilling. Drilling risks cracking tiles, resulting in costly damage repairs and delays.

The Felton Glu™ system will help you save time and money because there is no longer the need to drill or locate timber behind the wall. Additionally, there is no risk of waterproofing issues as no holes are made.

The Felton Glu™ system is easy to install, with no special tools required.

This system is comprised of a unique Glu™ adhesive which creates a super strong bond between the ceramic tile and the Glu™ wall mount/bush, which is coated in a special material to increase strength. Once cured, each Glu™ wall mount/bush can withstand 120kg of perpendicular force. The Glu™ system is also suitable for use on glass surfaces.

The products shown below are available in brushed or bright polished 304 stainless steel, and have a lifetime warranty.

A Glu™ doorstop is also available for tiled floors.



Australia

Heelguard Grating Pty Limited

PO Box 3153, Caboolture,
QLD 4510, Australia

Phone 02 9810 1217

Fax 02 9810 6795

Mobile 0433 704 828

Email wayne@heelguard.com.au

Web www.heelguard.com.au

New Zealand & International

Felton Industries Limited

PO Box 18100, Glen Innes,
Auckland 1743, NZ

8 Farmhouse Lane,
Glen Innes,
Auckland 1072, NZ

Phone +64 9 528 0810

Fax +64 9 521 1646

Email sales@felton.co.nz

Web www.felton.co.nz